



City of Gaffney

Total Population

| | 2010 | 2019 | 2024 | Growth Rate ¹ |
|-----------------|-----------|-----------|-----------|--------------------------|
| Gaffney | 12,414 | 13,280 | 13,451 | 0.3% |
| Cherokee County | 55,342 | 58,189 | 59,416 | 0.4% |
| Upstate SC | 1,362,073 | 1,507,423 | 1,588,080 | 1.1% |
| South Carolina | 4,625,364 | 5,195,563 | 5,526,057 | 1.3% |

¹ Projected annual growth rate 2019-2024

Households & Families

| | 2010 | 2019 | 2024 |
|------------------|-------|-------|-------|
| Total Households | 5,044 | 5,135 | 5,192 |
| Total Families | 3,028 | 3,030 | 3,045 |
| Average HH Size | 2.34 | 2.40 | 2.41 |

Population by Age

| | 2010 | 2019 | 2024 |
|----------|-------|-------|-------|
| Under 5 | 6.2% | 6.0% | 5.9% |
| 5 to 9 | 6.2% | 5.9% | 5.7% |
| 10 to 14 | 6.2% | 5.8% | 5.8% |
| 15 to 24 | 15.5% | 13.6% | 13.4% |
| 25 to 34 | 11.5% | 14.1% | 12.2% |
| 35 to 44 | 11.8% | 11.1% | 12.6% |
| 45 to 54 | 13.0% | 12.2% | 11.5% |
| 55 to 64 | 12.3% | 12.2% | 11.9% |
| 65+ | 17.4% | 19.1% | 21.0% |



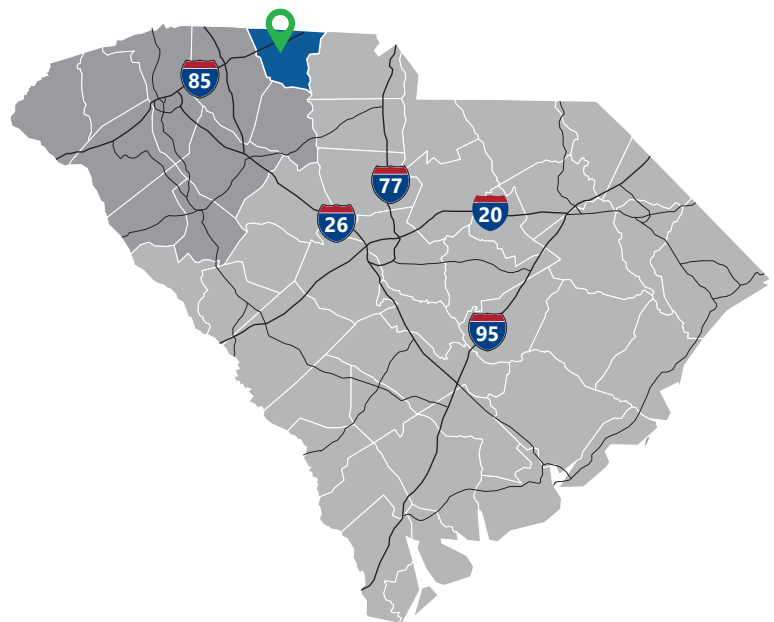
Under 18



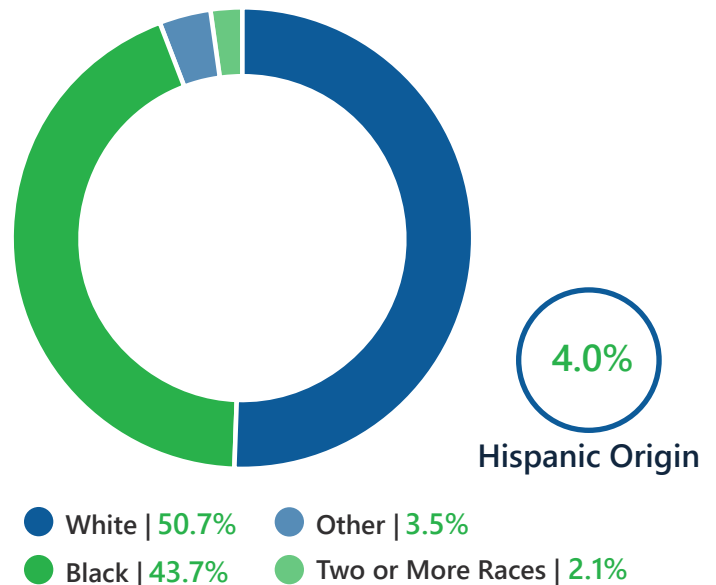
Prime Working Age



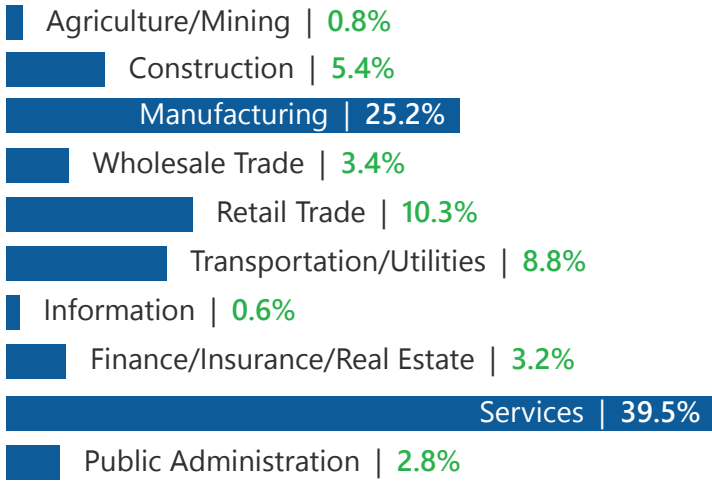
Median Age



Population By Race & Ethnicity

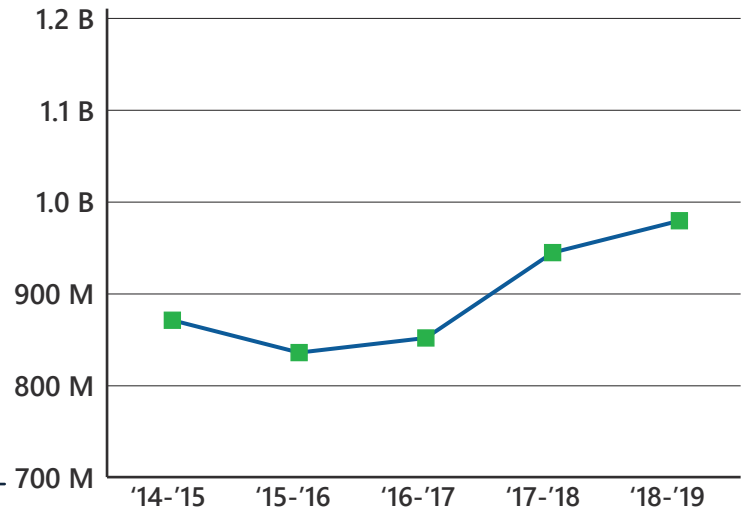


2019 Employment by Industry

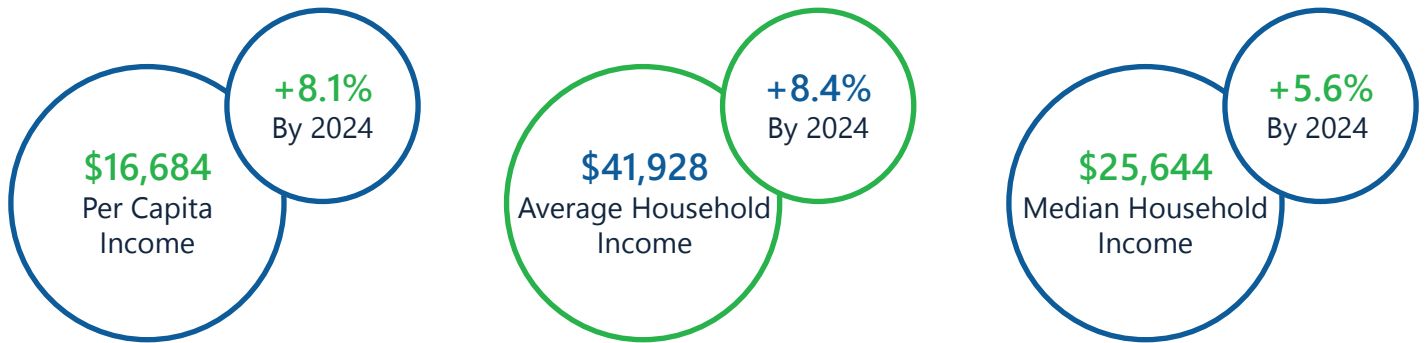


Employed Population, Age 16+ | **5,195**


Gross Retail Sales By Fiscal Year



2019 Income



2019 Educational Attainment, Age 25+



Cherokee County Development Board

Jim Cook, Executive Director
864.206.2804

www.cherokeeountydevelopmentboard.com



Appalachian Council of Governments

30 Century Circle, Greenville, SC 29607
864.242.9733

www.scacog.org



City of Gaffney

201 North Limestone Street, Gaffney, SC 29340
864.487.8505

www.getintogaffney.com